

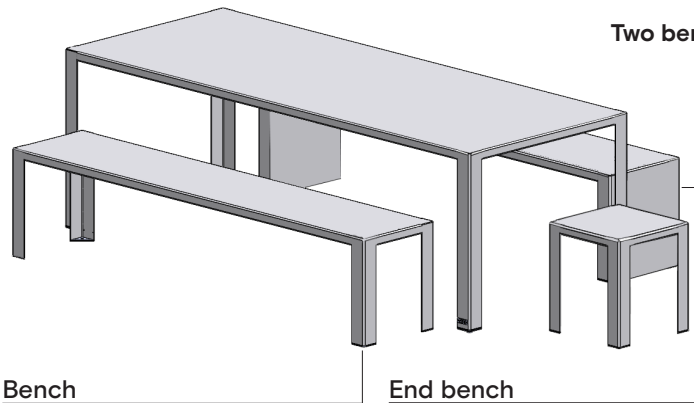
Jennifer Newman | Angle table, bench, end bench and stool indoor/outdoor use

All-welded, no assembly required

Table (seats 10 including stools)
2300w x 900d x 750h mm
Weight 30 kg

Table (seats 8 including stools)
1800w x 900d x 750h mm
Weight 25 kg

Two bench styles

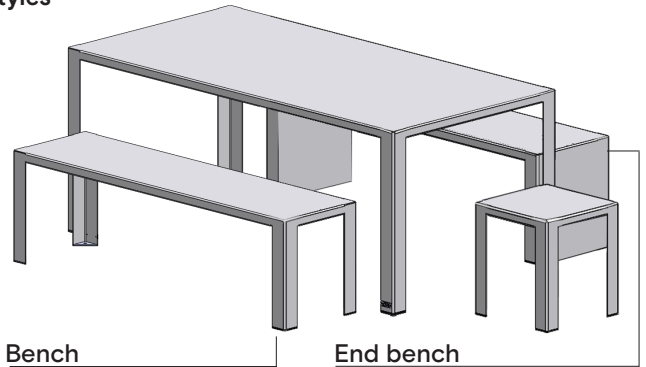


Bench
2000w x 400d x 450h mm

End bench
2000w x 400d x 450h mm

Weight 15 kg

Weight 17 kg

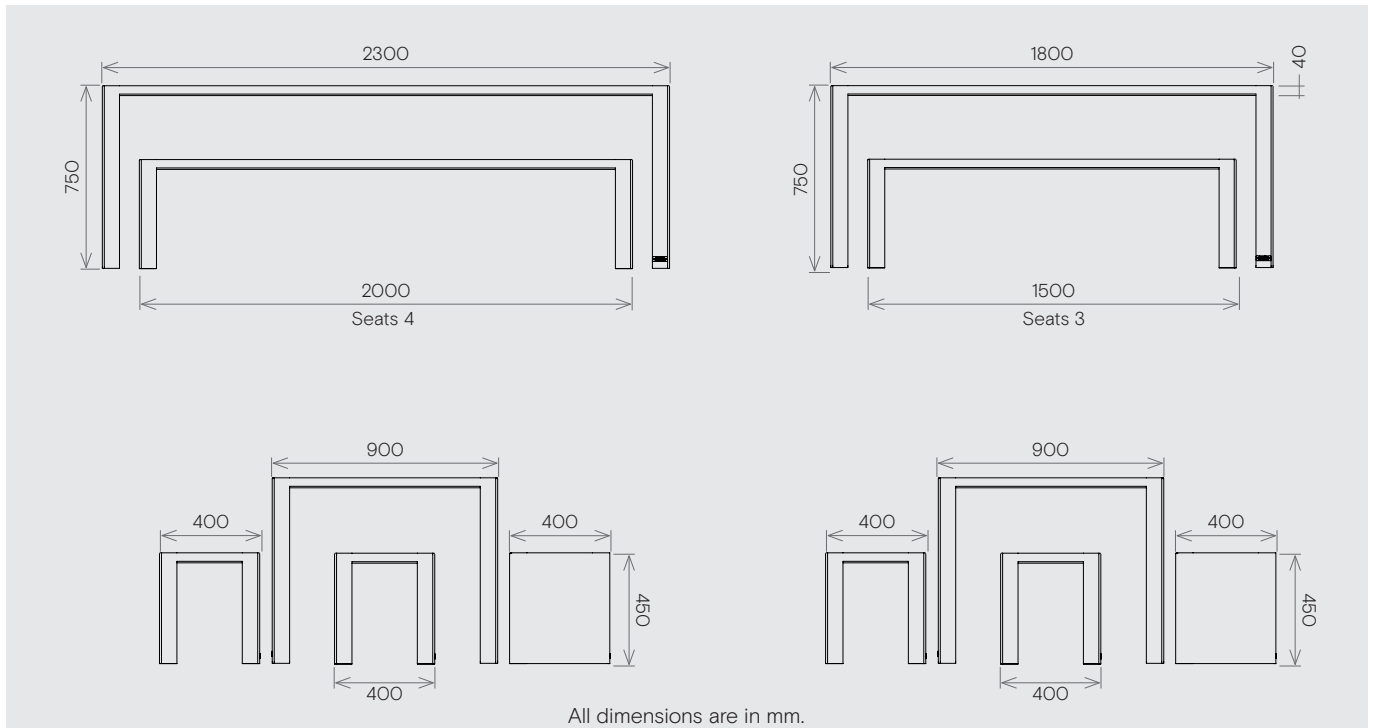


Bench
1500w x 400d x 450h mm

End bench
1500w x 400d x 450h mm

Weight 10 kg

Weight 12 kg



Fine texture powder-coat finish, which provides:

- High resistance to wear-and-tear
- Low-glare reflection
- Long life durability
- Ease of cleaning
- Low maintenance
- Anti-bacterial and Volatile-Organic-Compound free.
- Aluminium for long-life, will not rust.
- Parasol hole option (50mm dia).
- Foot plate holes if needed to bolt down.
- 10 standard colours, others on request (see separate reference sheet).