

BLOCK BENCH & BLOCK END BENCH

Jennifer Newman

Features:

- Tough hard-wearing materials
- For inside & outside use
- Will not rust
- Bespoke colours
- Handmade in our UK workshop
- 5 year warranty

Environmental:

- British manufacture
- FISP accredited
- FSC accredited
- Demountable for re-use or recycling
- 86% recycled aluminium

Installation:

- Full assembly instructions provided (Block)
- Check access to ensure this one piece product (Block End)



Block Bench. Birch ply surface, colour Black. Legs: Citrine BS 12-E-51.



Block End Bench. Powder-coated aluminium, colour Orange RAL 2008.

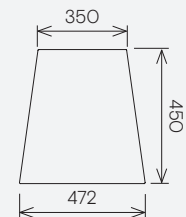
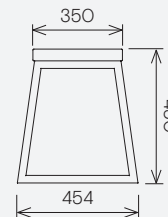
Dimensions & Weight

All dimensions in mm.

Two standard size options.

W	D	H	kg
Block Bench			
1500	350	450	14
2000	350	450	16


W	D	H	kg
Block End Bench			
1500	350	450	14
2000	350	450	17



Legs and surfaces (inside and outside)

Powder-coated finishes

lacquer sealed



Surfaces (inside only) (Block Bench)

Birch ply

lacquer sealed

